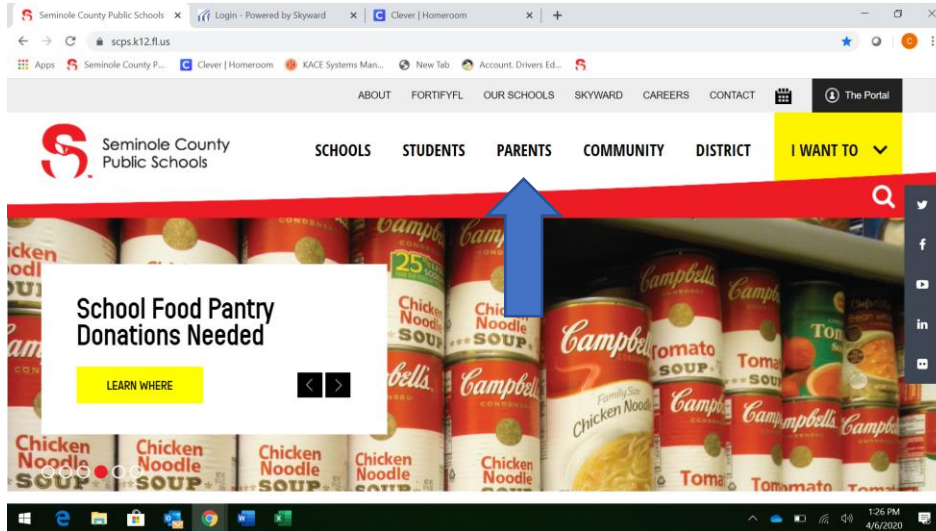


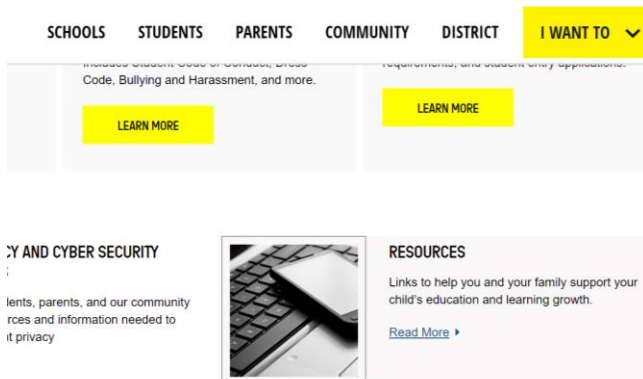
How do parents access Skyward

To access Skyward:

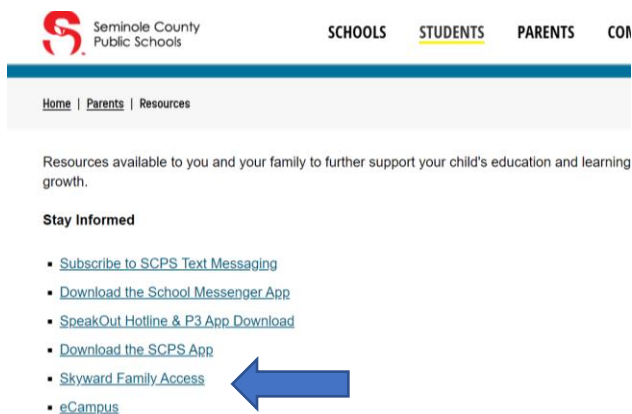
Click on the SCPS homepage and go to Parents



Scroll down on the parent page go to RESOURCES and click on [Read More](#).



To access Skyward click on the Skyward family access link.



Once you click on the Skyward Family Access click on the Family Login ICON



When you get to the sign in page you can log in, if you have never logged in then click on the forgot login/password

The image shows the Skyward login page for Seminole School District Student Production. It includes the Skyward logo, the text 'Seminole School District Student Production', and a login form with fields for 'Login ID:' and 'Password:'. There is a 'Sign In' button and a link for 'Forgot your Login/Password?'. A blue arrow points to the 'Forgot your Login/Password?' link. At the bottom, there is a 'Login Area:' dropdown menu set to 'Family/Student Access' and a version number '05.20.02.00.03'.

Follow the prompts to create an account.

The image shows the 'Forgotten Login/Password Assistance' page. It features the Skyward logo and the heading 'Forgotten Login/Password Assistance'. Below the heading is a paragraph of instructions: 'Please enter your email address or user name. If it matches the email or user name the district has on file, you will be sent an email containing your login and a link that can be used to reset your password. Please note that this feature is for Parent Family Access accounts only. Student and Employee accounts must use your SCPS Network Username and Password. For help resetting your SCPS Network credentials please contact The Helpdesk.' At the bottom, there is an 'Email or User Name:' field, a 'Submit' button, and a 'Back' button.

If you have any further questions please call the Help Desk at (407) 320-0350.